

TECHNICAL DETAILS

Operating voltage	12 VDC $\pm 10\%$ 24 VDC $\pm 15\%$
Max. current	0.4 A (12 V, +20 °C) 0.2 A (24 V, +20 °C)
Monitoring	unlocked / locked
Temperature range	-35 °C...+66 °C (-31 F...+151 F)
Bolt throw	16 mm (5/8")
Backset	24.6 mm (31/32") 28.6 mm (1 1/8")

FINISH

Satin chrome plated steel forend.

CYLINDERS

1" ANSI standard mortice cylinders, ABLOY NOVEL, ABLOY PROTEC² or other.

PACKAGE

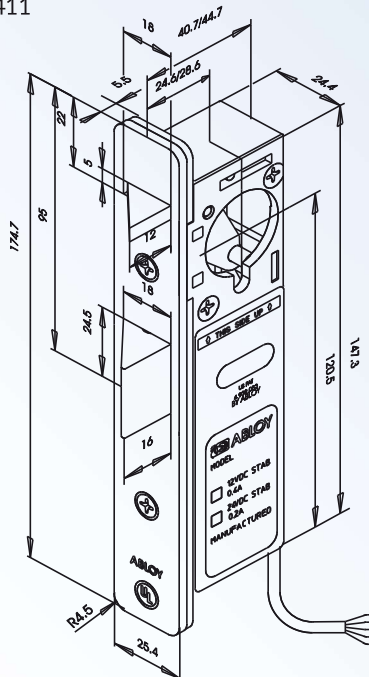
Lock case, striker plate, cam plug, fixing screws and lock case manual.

MONITORING

Deadlocking status of bolt.

DIMENSIONS

EL410/EL411



FUNCTION

ABLOY EL410 is fail locked type lock. The door can be opened by pushing or pulling when electric control is switched on. When electric control is switched off, the lock can be operated by key from outside and by handle from inside.

ABLOY EL411 is a fail unlocked type lock. The door can be opened by pushing or pulling when electric control is switched off. When electric control is switched on, the lock can be operated by key from outside and by handle from inside.

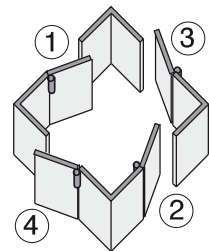
In locked mode ABLOY EL410 and ABLOY EL411 locks are always automatically deadlocked when door closes. Lock cases are equipped with an integral microswitch to indicate unlocked/locked position.

APPLICATION

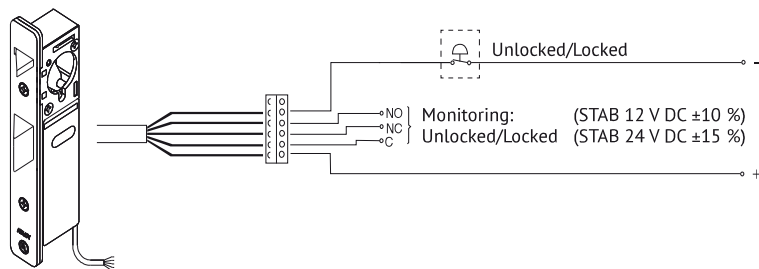
The locks are especially recommended to be used in interior and exterior doors of commercial premises, apartment buildings, etc. They are well suited for use with door automatics. The lock can be controlled by a variety of impulse control devices, i.e. card reader, key pad, timer or push button.

WHEN ORDERING PLEASE SPECIFY

- lock type
- quantity
- opening direction (please see the Fig.)
- voltage
- cam (standard or A/R)



WIRING PRINCIPLE



CYLINDERS AND FITTINGS

T = ABLOY PROTEC², U = ABLOY NOVEL

Single cylinder	CY402, T, U	UL-listed
Single cylinder	CY404, T, U	
Fittings	e.g. Adams Rite handle/ paddle	

ACCESSORIES (Please order separately)

Lead cover	EA280 or EA281
------------	----------------



ABLOY secures people, property, and business operations on land, at sea, and in the air – in all circumstances.

ASSA ABLOY is the global leader in door opening solutions, dedicated to satisfying end-user needs for security, safety and convenience.

MANUFACTURER:

Abloy Oy

Wahlforssinkatu 20
P.O. Box 108
FI-80101 Joensuu | Finland
Tel. +358 20 599 2501
WWW.ABLOY.COM

